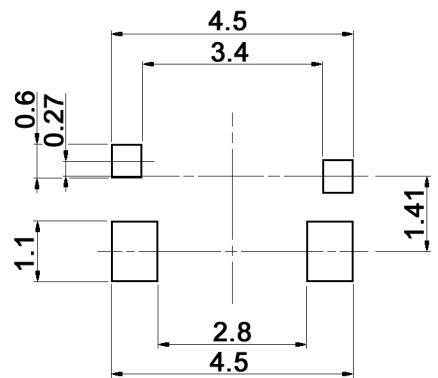
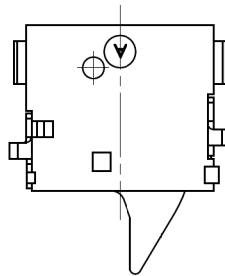
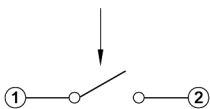


**MOUNTING HOLE LAYOUT**



**CIRCUIT DIAGRAM**



Compliance: RohS III (2015/863/EU)

Tolerances: ±0.20mm		Date	Name
		10/17	dr
Temperature	01/23	dr	
Modifications	Date	Name	

**DTS 209 C R-T**

**knitter-switch**

**30 39 64**

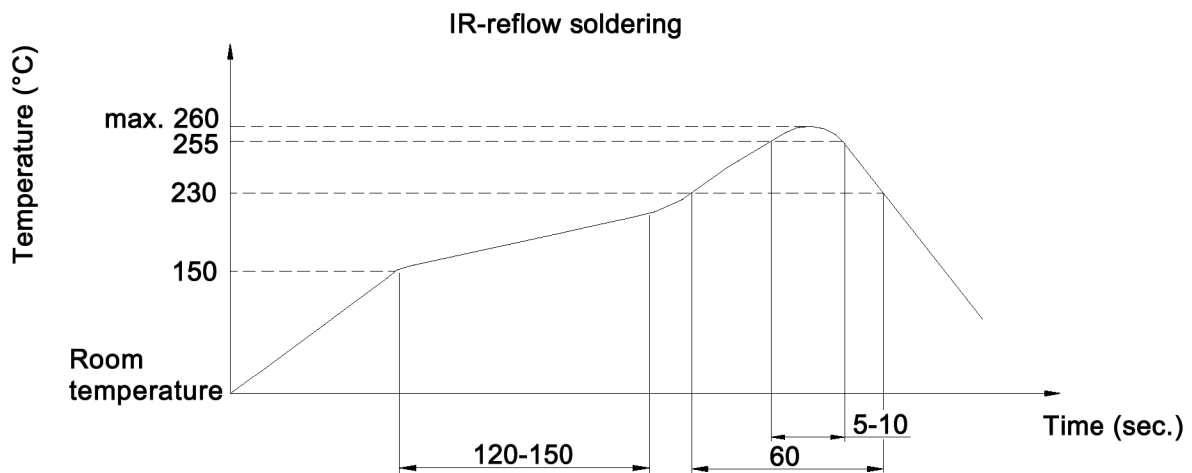
Page

1/2

**Specifications:**

**Contact rating:** max.: 1mA, 5V DC  
 min.: 50µA, 3V DC  
**Contact resistance:** 20hm max.  
**Insulation resistance:** 100MOhm min. at 100V DC for 1 minute +/-5sec.  
**Dielectric strength:** 100V AC (50/60Hz) for 1 minute  
**Operating temperature:** -40°C to +85°C  
**Storage temperature:** -40°C to +85°C  
**Electrical life:** 50 000 cycles min.  
**Operating force:** 35gf max.  
**Material:** Cover: nickel silver  
 Stem / base: high-temp. thermoplastic LCP UL94V-0, molded black  
 Spring: stainless steel  
 Terminal: phosphor bronze, silver plated

**Soldering conditions:**



Compliance: RohS III (2015/863/EU)

Tolerances: ±0.20mm		Date	Name	<b>DTS 209 C R-T</b>
		10/17	dr	
			<b>knitter-switch</b>	<b>30 39 64</b>
Temperature	01/23	dr		Page 2/2
Modifications	Date	Name		